



Welcome to **Old Woodhouse Manor**

Let's have a quick run around the garden so we can show you some ways in which it's been used. Then, we'll take a look inside the Manor, followed by a zip around the property to check out the other photography backdrops and cool stuff that happens here.

Be mindful that everything shown is purely a suggestion to get the ideas flowing. It's your space for 48 hours, you do with it whatever feels right to you.

Enjoy your tour!

This is the oldest Magnolia tree in the southern hemisphere. It blooms mid December through to mid-February and the flowers are the size of dinner plates... and the scent is out of this world.

Even out of bloom you can see it's a pretty cool back drop for photography.

The paved area is the traditional ceremony area, and still one of the most popular - probably because there are so many different ways for you to make your grand entry.




We've seen this set up several different ways.



This is beautiful here with the magnolia in the background, though better suited to a more intimate wedding. Or turn around and imagine yourselves standing under the natural archway formed by the tree and have the Manor in the back drop.

Or if you look down you might be surprised to learn that's actually an ordained outdoor chapel. So if that ticks off a box to say 'I got married in a church', that will do that!

Of course we've had many non-religious ceremonies set up there where the couple have tastefully disguised the cross with some foliage. So imagine the bridal party set up in that eye shaped area, with a Persian rug runner coming down the centre and mismatched chairs either side to keep in with that rustic feel.



Now let's make our way down to Cox's Creek which runs right through the centre of the property. It comes through the natural springs of Piccadilly so it means that even in the height of Summer, there will still be a trickling waterfall here which is beautiful for a tranquil ceremony or photography back drop.



Actually on that, we should also mention the little jungle across the other side of the creek. There's no landing large enough for a ceremony, but you have to remember it for your photography. It's a completely different landscape again, with big boulder rocks, interesting trees growing diagonally, winding paths following along the creek and big, thick, shiny green leaves.




Now if we walk towards the the big green field, we can see what is traditionally the car park – but we often suggest that it might be a nice space to set up some lawn games, just to create yet another area. We can easily direct the cars to park over the other side there.

It also opens up several lovely ceremony areas. See the natural arbour here – you could hang some drapes to pull in your preferred colour scheme and there's obviously plenty of space to have all your guests seated if that's the style you're after.



Continue over the field towards the road and find this tree up to your right that has turned into a popular favourite. You'll see it as we come around – it's a beautiful old Copper Birch and the colours of the leaves change almost weekly from deep greens, to vibrant reds, to burgundy, to bright copper. See how the poplars are growing sideways and creating a gorgeous natural amphitheatre – so even though you're out in such a huge space, you still feel quite enclosed?

It also offers a bit of shelter from a little rain or the hot sun and there's heaps of space to have everyone seated.



We'll just head up here to the back of the house. So this area was cleared late last year to open up a pretty spectacular open air reception space. You can imagine having some trestles set up out here under the stars.

Or, it also opens up and equally beautiful ceremony space with the two of you between the palms and the Manor in the back drop.

Over to the gravelled area. This is what we call the marquee area – and, just to get your bearings, this would seat 130 for a more formal sit down reception. You can extend that out to have perhaps the bridal party up on the veranda if you like.



We have a gorgeous completely clear pavilion that attaches to the veranda roof that we would recommend – if that's something that you absolutely have your heart set on in your vision. But of course, if the weather turns south, you absolutely have the option to move the party inside.



Check out the huge veranda – so great for photography, but also offers an outdoor undercover area if you need.

Let's go back through the front door so you can check out the inside and understand the whole set up.

The first room on the right is traditionally the bridal suite, fitted with a queen bed. We make up both of the downstairs rooms, so linen is included in your wedding venue hire.

The second room offers queen and and a king single in it, so is great for bridal party or mother of the bride – or however you see that working!



This is the dining hall. This will seat 70, but if you're doing a more casual reception and need to pull the party inside, consider pushing the tables up to the walls just to create another space (as well as the other two large rooms you're about to see).



Other than that, obviously if you can be outside, you will be, but this might get used for the breakfast cook up for those who stay over – or otherwise, it's really just a thoroughfare through to the kitchen and the bathrooms.

Here's the commercial kitchen – plenty of prep-space, plenty of fridge-space, big cook top and oven, so caterers have no problem working in here. There is a commercial dishwasher that zips everything through, a BBQ out the back and basic cutlery and crockery for 60.



Head back out into the foyer to find the lovely walk through to the bathrooms!

There's a disabled toilet and shower to the left as well as male and female toilets each with 3 showers and 3 toilets in them. You can see the gravelled area through glass windows, so access to the bathrooms is easy - straight through the courtyard and through the door.

This is the Drawing Room. All the French doors around the lower level open up, but this room in particular creates the most gorgeous flow-through, because you're literally opening up the walls. It's a great room to set up as a quitter space for older guests or breastfeeding mums. We've also seen gin bars set up in here too... jus' sayin'!



Here's the Ballroom. This can form your dance floor or may be a wet weather contingency for your ceremony. We have a noise curfew of 11pm, in consideration of the neighbours and other guests on site, so we ask that you just pull the party indoors and contain the noise inside.



Because of this, what a lot of people do is set up the music just outside the ballroom then as it approaches 11, they pull the music inside, pull the party in side and everyone keeps on going. There's a pull down projector screen in here too so you might like to have a movie night... or put up some photos of your time together... or maybe some karaoke?!

Now, upstairs is not quite as glamorous as downstairs, but it certainly does the job. There are 58 beds up here, so it is in bunk-style accommodation. 6 of the 8 rooms are set up with 6 beds, one with 10, one with 12. We can hire linen packs out – but most people will just put on their invitations to bring a sleeping bag and pillow if they're staying. There is a male and female toilet up here also.



That completes the tour of the Manor. Let's jump back in the virtual car so you can see the rest of the the property.

Up to the right, there are more green fields and gum-tree countryside which is perfect for photography and there is also a couple of cabins in case any of your guests are looking for something a bit more private. They're very basic – but we'll drive past the third one so we can show you what we're talking about.



This beautiful big field, again, is great for photography... giving you that 'golf green' look – don't you just love the huge trees in the background?




You'll see the shed-like structure over the other side. That's one of our Basecamps, offering toilet, shower and BBQ facilities to campers, so you might see a few tents set up around there.

To the right is **The Labyrinth** – our new split-level maze. It has riddles at each of the 17 dead ends, and a firemans pole and stairs to the second level!

Continue on and see through to the left is our man-made Wetland's area. This gives you the more earthy, rustic tones with creeks and waterfalls for your photography backdrop.



Then you have the beautiful pine-forest which is fantastic for black and white photography. The bridge there is also used a lot in the wedding photography.



Continue on and look to the right again to see our famous **Challenge Hill** obstacle course. It has over 30 obstacles and takes about an hour and a half to complete – and is suitable for 5-95 year olds!

Following around past the creek crossings and the giant slide, we come to the boundary line of the property. Our neighbours are Tapanappa Wines, so you can even steal their photography backdrop of the beautiful vines.

Your photos will literally look like you've been to 10 different places, but you've done it all in one spot.

Continue on to see Gilwell Basecamp ahead (so you'll find other tents set up around here), then drive around the corner to uncover the activity that's causing quite the stir at the moment...



Our brand new **Tube Slides!**

Like a waterless waterslide – you jump in a rubber tube and go whizzing down. It's so much fun. Check out the website for a video that GlamAdelaide put together.

To the left is one of the cabins mentioned earlier. It's very basic. There's a separate bedroom out the back and then an open kitchen/living area in the front section. There is a private toilet and shower, but that sits just to the outside of the cabin.

The **Disc Golf** Field is just on from the cabin and works to the same principals as regular golf, but you throw a Frisbee into a net – so it's much more fun!





On 54 hectares, there's still heaps more to explore - and the offering really does need to be seen in person to appreciate.

Let us know if you'd like to arrange The Grand Tour! Email weddings@woodhouse.org.au

- Available dates for your wedding weekend extravaganza are listed on the website - www.woodhouse.org.au/weddings
- Venue hire is from 3pm Friday through to 3pm Sunday, includes accommodation, kitchen hire, complete surrounding garden and activities for all guests who stay.
- Deposit: \$1,000 locks in your date, with the remainder due 60 days prior to check in
- Cleaning: Leave it as you found it to avoid an additional cleaning fee
- Noise curfew: 11pm – move the party inside and contain all noise inside